

Ensuring Safe Rigging for Pilots

The IMO Convention for Safety of Life at Sea (SOLAS Chapter V, Regulation 23) sets out the principal requirements for the rigging of pilot ladders.


These Guidelines have been developed using the best information available, but they are intended for guidance only, to be followed at the users' own risk.



DO NOT
MODIFY
MAGNETS



GANGWAY
AT LEAST
5 METERS
ABOVE
WATER



DO NOT TIE
GANGWAY
TO PILOT
LADDER



SECURE
PILOT
LADDER
ON BOTH
SIDES



PILOT LADDER RIGGING INFORMATION | LONG BEACH, CALIFORNIA

RIGGING FOR FREEBOARDS OF 9M OR LESS

HANDHOLD STANCHIONS

Min. diam. 32mm 1.2m
above deck min. .71m
max. .81m apart

NO MAN-ROPE



SPREADER

Min. 1.8m long

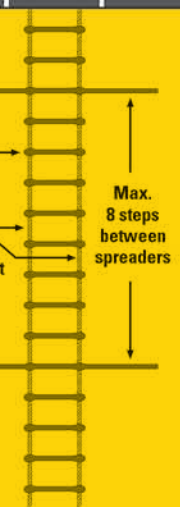
STEPS

Must rest against ship side.
Always on flat side of ship.

.4m wide and
.3m to .38m apart

Max.
8 steps
between
spreaders

5th step must
be a spreader.



HEIGHT
1.0m above water

PILOT

PILOT STATION

Phone: (562) 432 0664
dispatch@jacobsenpilot.com

ADMINISTRATION

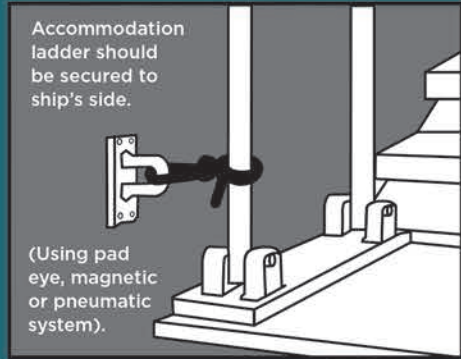
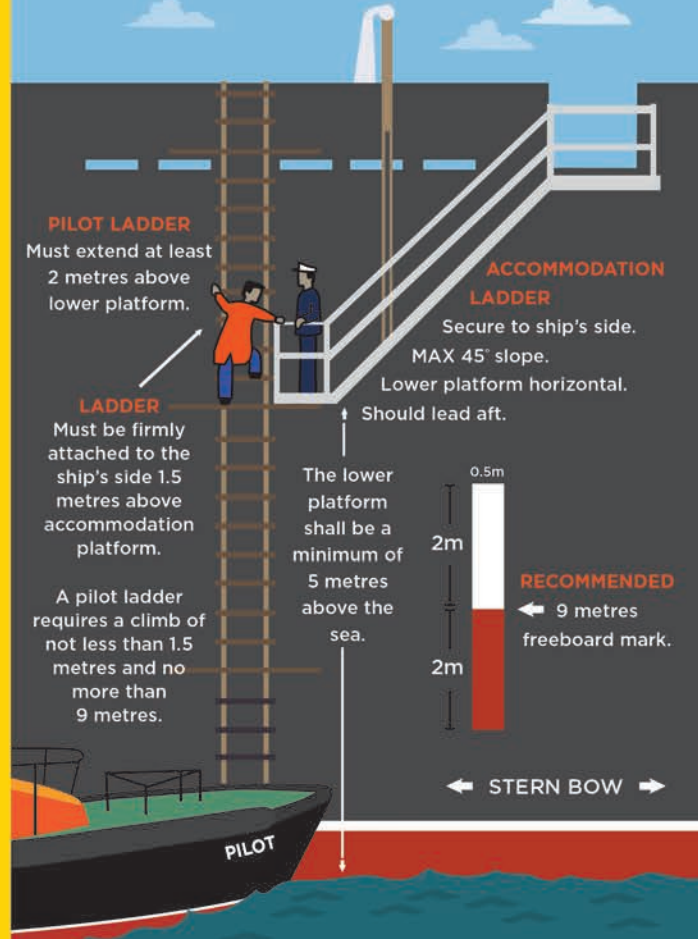
Phone: (562) 435-5435
jps@jacobsenpilot.com

SECURING WITH PAD-EYES:




COMBINATION ARRANGEMENT FOR SHIPS WITH A FREEBOARD OF MORE THAN 9METRES

When no side door is available.



SECURING WITH MAGNETS:



PILOT STATION

Phone: (562) 432 0664
dispatch@jacobsenpilot.com

ADMINISTRATION

Phone: (562) 435-5435
jps@jacobsenpilot.com

CHANNELS

V.H.F. Radio Channels 12, Call Sign KMA 372
Station Also Guards Channel 16
Pilot Boat Guards Channel 13

1259 Pier "F" Ave, P. O. Box 32248
Long Beach, CA 90832